

GEORGIA



2030



MIDDLE GEORGIA

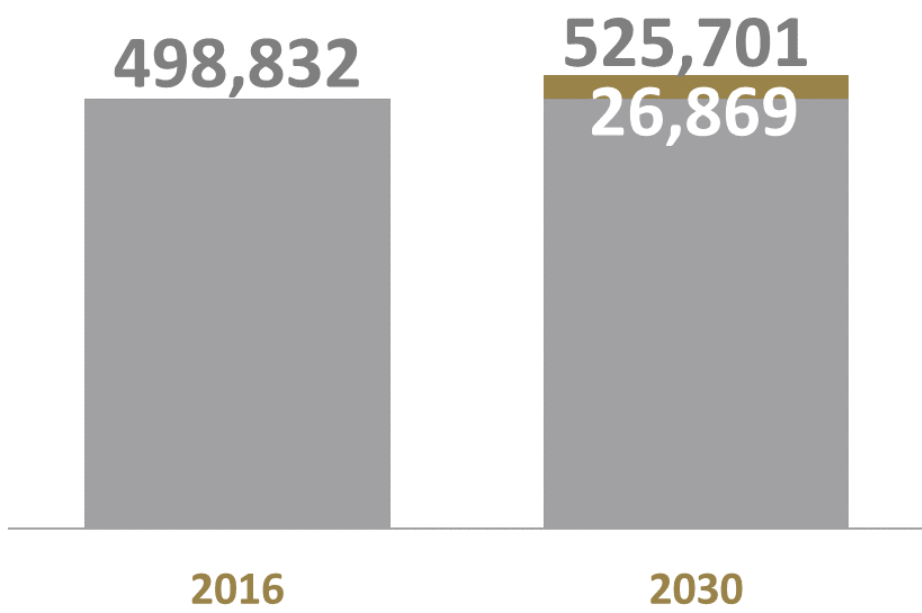
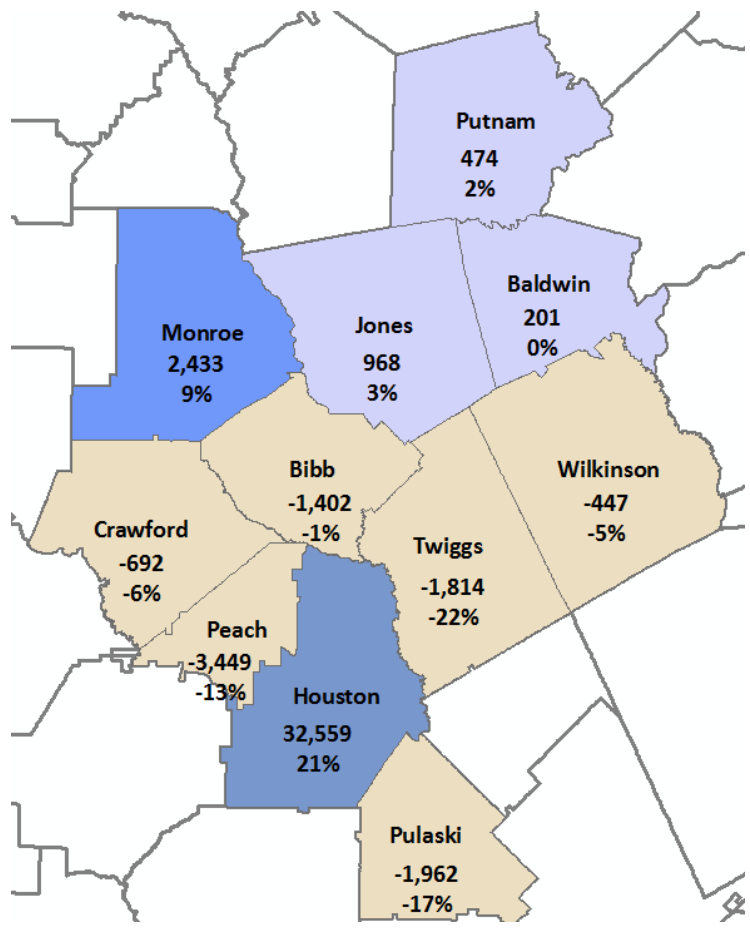


Region 6



GEORGIA
★ ★ ★ ★ ★
2030

POPULATION CHANGES



Source: JobsEQ



GEORGIA
★ ★ ★ ★ ★
2030

POPULATION CHANGES BY COUNTY

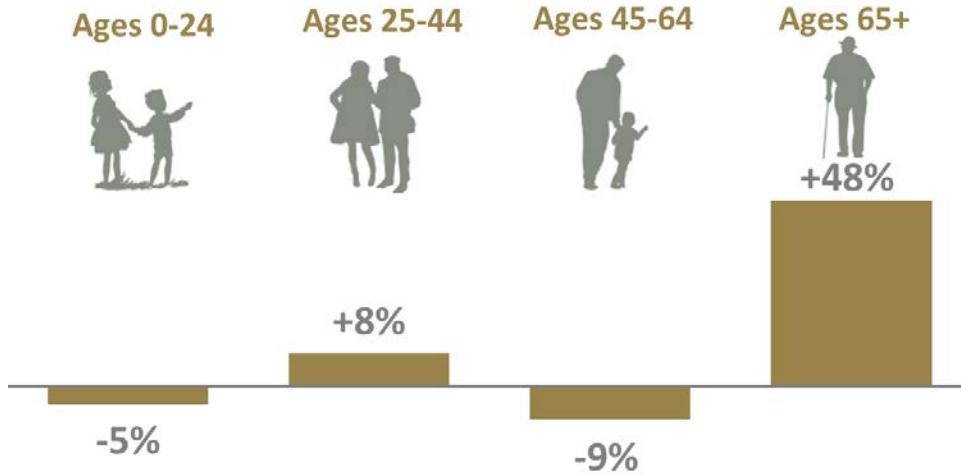
County	2016	2030	Change	
			#	%
Houston	153,739	186,298	32,559	21%
Monroe	27,441	29,874	2,433	9%
Jones	28,944	29,912	968	3%
Putnam	21,325	21,799	474	2%
Baldwin	45,982	46,183	201	0%
Wilkinson	9,285	8,838	-447	-5%
Crawford	12,323	11,631	-692	-6%
Bibb	153,974	152,572	-1,402	-1%
Twiggs	8,097	6,283	-1,814	-22%
Pulaski	11,217	9,255	-1,962	-17%
Peach	26,505	23,056	-3,449	-13%
Total	498,832	525,701	26,869	5%

Source: JobsEQ

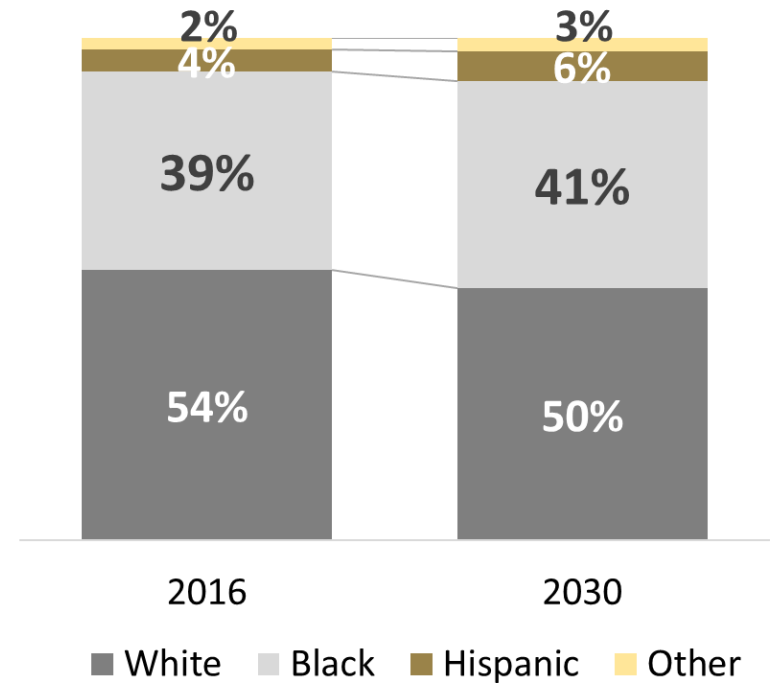


DEMOGRAPHIC CHANGE

Population by Age Changes



Population By Race



Source: JobsEQ, Woods & Poole Economics

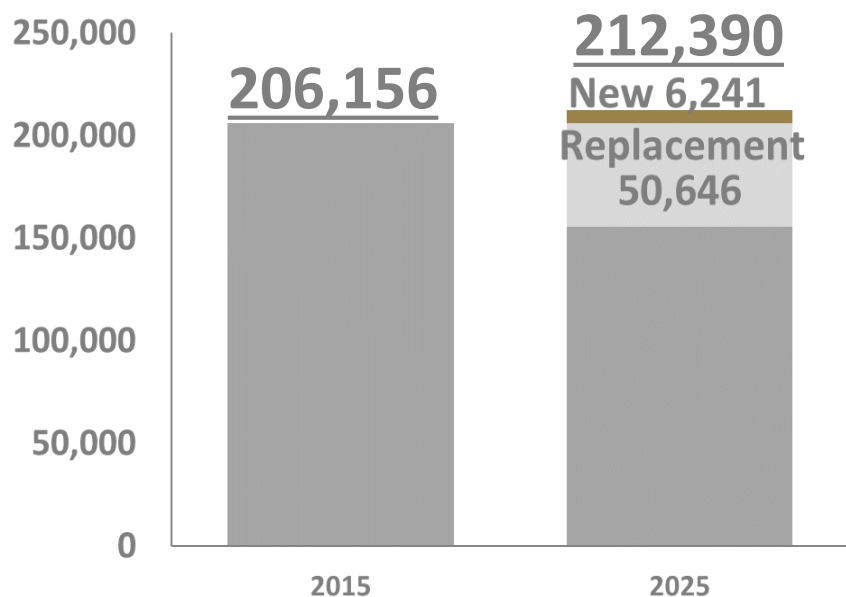


GEORGIA
★ ★ ★ ★ ★
2030



INDUSTRY OUTLOOK

JOBS 2025



TOP GROWING INDUSTRY SECTORS



HEALTH CARE

+4,386 JOBS
+13%



PROFESSIONAL,
SCIENTIFIC, TECH

+960 JOBS
+11%



CONSTRUCTION

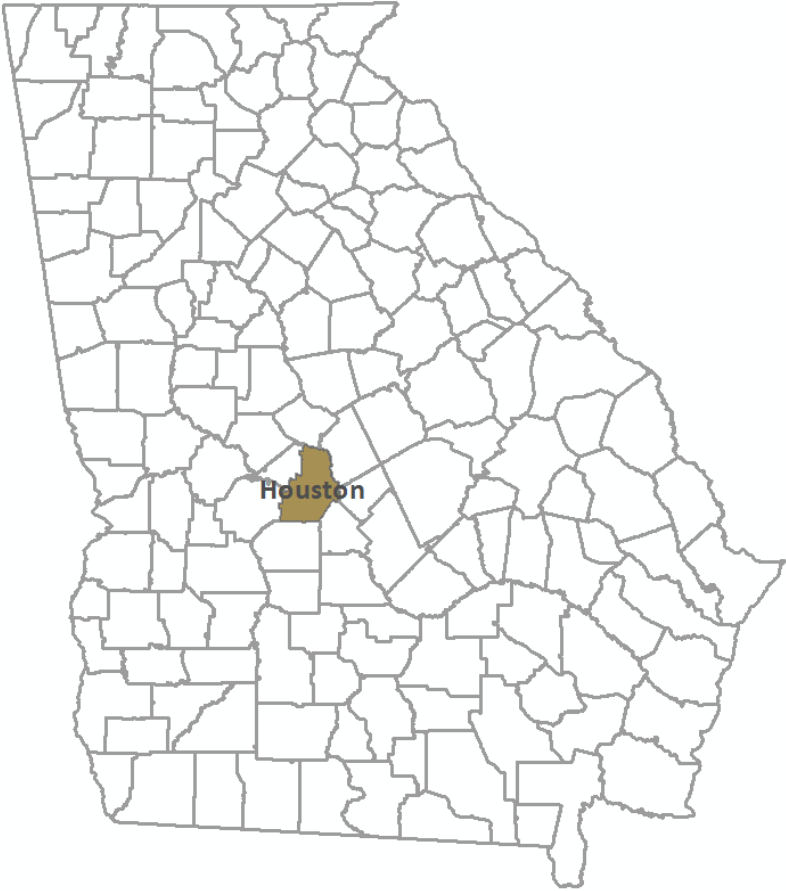
+853 JOBS
+11%

Source: JobsEQ



GEORGIA
★ ★ ★ ★ ★
2030

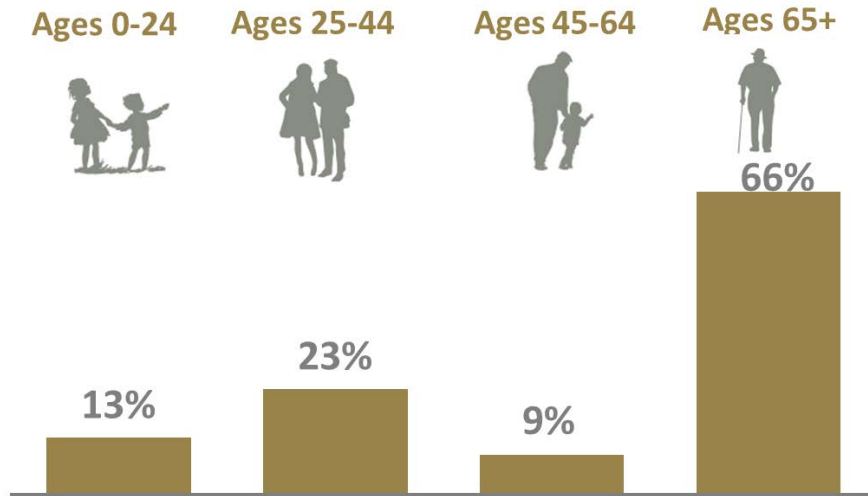
HOUSTON COUNTY



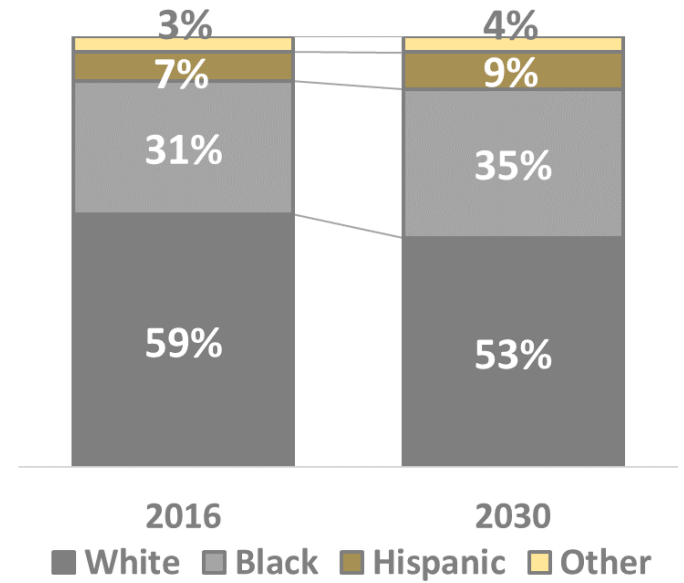
GEORGIA
★ ★ ★ ★ ★
2030

DEMOGRAPHIC CHANGE

Population by Age Changes



Population By Race



Source: JobsEQ, Woods & Poole Economics

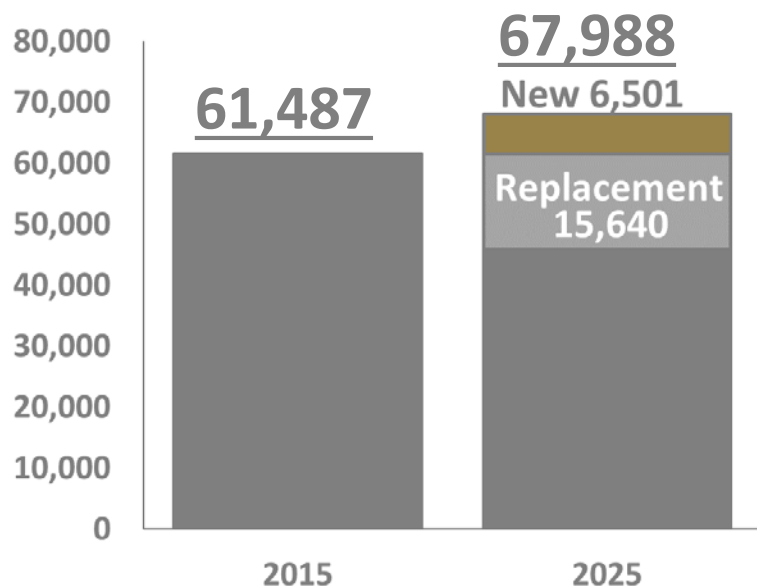


GEORGIA
★ ★ ★ ★ ★
2030



INDUSTRY OUTLOOK

JOBS 2025



TOP GROWING INDUSTRY SECTORS



HEALTH CARE

+1,487 JOBS
+20%



PROFESSIONAL,
SCIENTIFIC, TECH

+817 JOBS
+21%



EDUCATIONAL
SERVICES

+623 JOBS
+12%

Source: JobsEQ



GEORGIA
★ ★ ★ ★ ★
2030